



# BEVERAGE-AIR

Project: _____	AIA# _____
Item: _____	
Location: _____	SIS# _____
Approved: _____	

## SPE FOOD PREPERATION TABLES

SPE60HC Sandwich Prep Table with Clear Lid  
Hydrocarbon Series

MODELS:  
SPE60HC-08-CL

SPE60HC Elite Series Sandwich Prep: Standard Top Series



SPE60HC-08-CL

**3 Year Parts/Labor Warranty**  
**Additional 2 Year Compressor Warranty**

### CABINET CONSTRUCTION

- Stainless steel front, sides, top, doors and grille (*galvanized back & bottom*)
- Interior liner is made of corrosion resistant aluminum
- Full electronic control
- Clear lift up lid
- Self-closing doors with 120° Stay-open feature, on cartridge style hinges
- Field-reversible doors with snap-in door gaskets
- Painted aluminum door handles
- 6" Casters, 2 with brakes standard
- 10" Wide cutting board constructed of white polyethylene plastic
- Cutting board removable for cleaning
- Two epoxy-coated steel wire shelves per section standard
- Pans furnished are 4" deep constructed of polycarbonate plastic
- Enhanced airflow maintains temperature between 36° to 38°F

### OPTIONS & ACCESSORIES

- ☐ Stainless steel interior option
- ☐ Stainless steel back
- ☐ Remote options
- ☐ Drawers or combination models
- ☐ Crumb catcher
- ☐ Modified pan openings
- ☐ Solid door with locks
- ☐ 6" Legs
- ☐ 3" Casters
- ☐ Low profile casters
- ☐ Richlite cutting board

### REFRIGERATION SYSTEM

- Refrigeration system uses R290 refrigerant to comply with all environmental concerns
- Recirculated, forced air from evaporator is moved under pans, which are recessed 2" from top of cabinet
- Automatic, non-electric evaporator
- System is serviceable from rear
- Epoxy coated evaporator coil



3779 Champion Blvd., Winston-Salem, NC 27105  
1-888-845-9800 Fax: 1-336-245-6453  
Beverage-Air.com sales@bevair.com

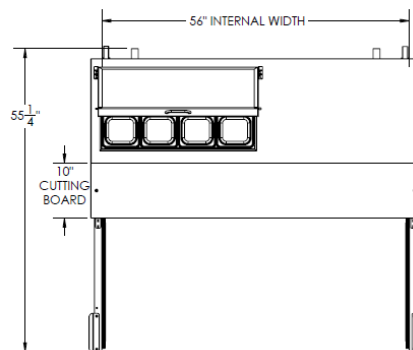


# BEVERAGE-AIR

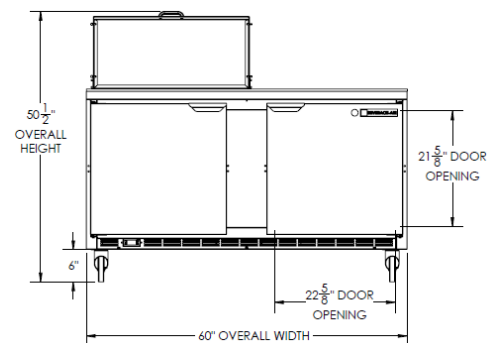
	SPE60HC-08-CL
<b>EXTERNAL DIMENSIONAL DATA</b>	
Width Overall	60"
Depth Overall with Handle & Bumper	32"
Height Overall with 6" casters	50 1/2"
Number of Doors	2
Depth with Door Open 90°	55 1/4"
Solid Door Opening (in)	22 5/8" x 21 5/8"
Depth, Cutting Board	10"
Shelf Area (sq. in)	Upper 439 21/64" Lower 386 1/8"
<b>INTERNAL DIMENSIONAL DATA</b>	
NET Capacity (cubic ft.)	17.1
Internal Width Overall (in)	56"
Internal Depth Overall (in)	23 3/8"
Internal Depth Useable (in)	Upper 18 1/2" Lower 15 3/8"
Internal Height Overall (in)	23"
Internal Height Useable (in)	17 3/4"
Number of Shelves	4
Number of Pans	(8) 1/6
<b>ELECTRICAL DATA</b>	
Full Load Amperes 115/60/1	5.4
<b>REFRIGERATION DATA</b>	
Horsepower	1/3
Capacity (BTU/Hr)*	1549
<b>WEIGHT DATA</b>	
Gross Weight (Crated lbs)	346 lbs
Height - Crated	43"
Width - Crated	62"
Depth - Crated	33"

## Food Preparation Table — Standard Top Models: SPE60HC-08-CL

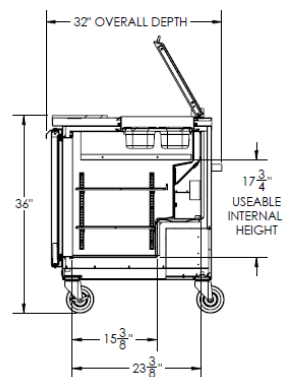
### Model Views



### Plan View



### Elevation View



### Side View

### ELECTRICAL CONNECTION



115/60/1  
NEMA-5-15P

Units pre-wired at  
factory and include 8'  
long cord and plug set.

Revised 9/18



an Ali Group Company



The Spirit of Excellence

3779 Champion Blvd., Winston-Salem, NC 27105  
1-888-845-9800 Fax: 1-336-245-6453  
Beverage-Air.com sales@bevair.com